

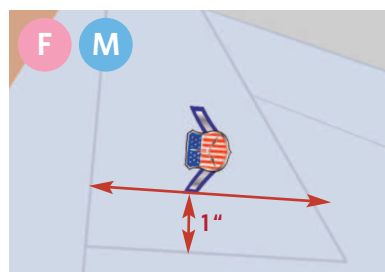
YOUR UNIFORM is a visual representation of a your commitment to the Core Values. Because uniforms are unique — only CAP cadets wear the CAP cadet uniform — they are a source of pride. Wearing the uniform is part of your leadership training. The uniform helps you develop self-discipline, personal responsibility, and self-respect. Whenever you wear the uniform, you represent not just yourself but also all of CAP and the U.S. Air Force, so wear the uniform with pride.

Note:

This section on the uniform covers only the most common topics. For more, see CAPR 39-1, CAP Uniform Regulation. GoCivilAirPatrol.com/pubs



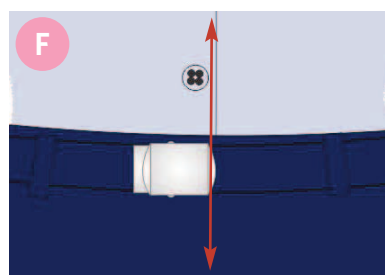
Flight cap device is centered on left side, 1 1/2" from edge. Male and female flight caps are slightly different in style but prescribe the same rule for placing the device.



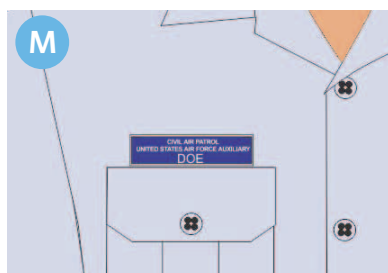
Chevrons rest 1-inch from the collar edge, parallel to that edge and centered. Chevrons are worn on both collars and in the same manner on ABUs and Blues alike. Until you earn your first stripe, you won't wear anything on your collar.



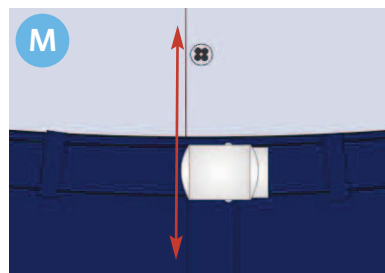
Blue nametag (females) is centered on right breast, even with or up to 1 1/2 inches higher or lower than the first exposed button, parallel to the ground.



Belt & buckle tip of buckle extends to wearer's left (**males**) or right (**females**). No belt fabric should show. The edge of the shirt's button placket, the edge of the buckle, and edge of the trouser fly must align. This alignment is called the "gig line."



Blue nametag (males) rests on but not over the right breast pocket, centered.



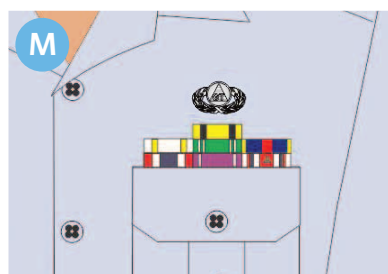
Wear the silver tipped belt and buckle with Blues and the tan rigger belt with ABUs.



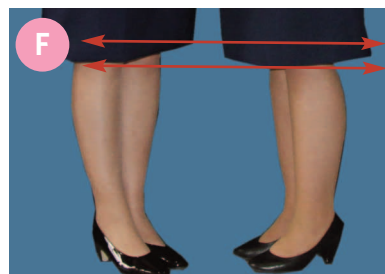
Ribbons (females) rest centered on left breast, parallel to ground. The bottom of the set of ribbons is even with the bottom of the nametag. Wear of ribbons is optional on the light blue shirt.



Blues pants front of pant leg should rest on front of shoe, with a slight break in crease and 1/8" longer on back



Ribbons (males) rest centered on, but not over, the left breast pocket. Wear of ribbons is optional on the light blue shirt.



Blues skirt (females) skirt length will be no longer than bottom of kneecap or shorter than top of kneecap.

CADET GROOMING STANDARDS

GENERAL APPEARANCE FOR ALL CADETS

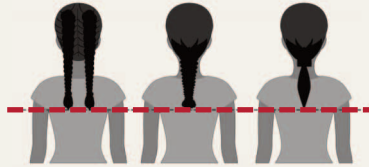
Except in field conditions, cadets are expected to have a clean appearance free of dirt and grime. Anti-perspirant or deodorant will be used and toothpaste and mouthwash as well.

GROOMING FOR FEMALE CADETS

Hair. If worn loose, hair will end above the bottom edge of the collar. Alternatively, one or two braids or a single ponytail may be worn. Bangs or side-swiped hair may touch eyebrows but will not cover the eyes. Inconspicuous pins and combs may be worn in the hair. Extreme and fad styles are prohibited. Hair must not fall below the front band of the ABU/BDU cap, but may be visible in front of the flight cap.

Cosmetics. Cosmetics are permitted if conservative and in good taste.

Jewelry. One small spherical earring per ear is permitted. Necklaces cannot be visible.



GROOMING FOR MALE CADETS

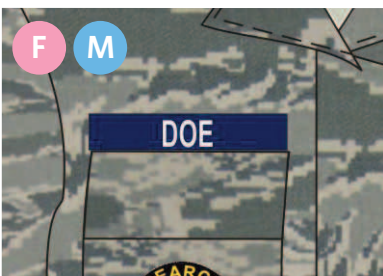
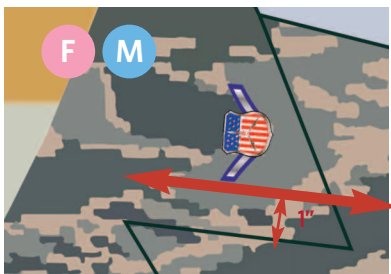
Hair. Hair must appear tapered and be trimmed to not touch the ears, collar, or eyebrows. Bangs cannot be visible when wearing headgear. Extreme or fad styles are prohibited. In general, the face must be clean shaven. Sideburns must be neatly trimmed and end before the bottom of the ear. A neatly trimmed mustache may also be worn.

Jewelry. Earrings are prohibited. Necklaces cannot be visible.

AIRMAN BATTLE UNIFORM (ABUs)



Chevrons rest 1-inch from the collar edge, parallel to that edge and centered. Chevrons are worn on both collars and in the same manner on ABUs and Blues alike. Until you earn your first stripe, you won't wear anything on your collar.



Cloth nametape rests on but not over the right breast pocket of the ABUs. Do not cut the excess fabric but fold it under to prevent fraying.




Cloth CAP tape rests on but not over the left breast pocket of the ABUs. Do not cut the excess fabric but fold it under to prevent fraying.



ABU Sleeves when rolled up must touch or come within 1" of forearm, when bent at 90° angle.



ABU pants must be bloused over combat boots



TEN TIPS *for* LOOKING SHARP

1. Keep your insignia in a special place at home.
2. Prepare your uniform the night before you wear it.
3. Trim loose strings from buttons, pockets, and belt loops.
4. Use spray starch when ironing.
5. Obtain "enforcers" or put cardboard behind your ribbons.
6. Check your appearance in a full-length mirror.
7. Keep a small cloth with you to dust your shoes and brass.
8. Check your gig-line upon exiting a car or restroom.
9. Avoid leaning against anything while in uniform.
10. Ask your wingman to double-check your uniform, and return the favor.

CADET RIBBONS & BADGES



CAP Pilot Wings



Solo Badge



Pre-Solo Badge



Small UAS Wings



Cadet Small UAS Pre-Solo Badge



Model Rocketry Badge

All cadet ribbons are shown. Ribbons set atop the **grey field** are Achievements and Awards that cadets earn as they march along the path to Spaatz. A sampling of badges available to cadets is included. See CAPR 39-3 for information on how to earn these awards.



Cyber Badge



STEM Badge



Ground Team Badge



Emergency Services Badge



Communications Badge



Silver Medal of Valor



Bronze Medal of Valor



Distinguished Service Medal



Exceptional Service Award



Meritorious Service Award



Commander's Commendation Award



Achievement Award



Certificate of Recognition for Lifesaving Award



National Commander's Unit Citation Award



Unit Citation Award



Gen Carl A. Spaatz Award



Gen Ira C. Eaker Award



Amelia Earhart Award



Brig Gen Billy Mitchell Award



Neil A. Armstrong Achievement Ribbon



Dr. Robert H. Goddard Achievement Ribbon



Gen. Jimmy Doolittle Achievement Ribbon



Achievement 5 Ribbon



Capt Eddie Rickenbacker Achievement Ribbon



Wright Brothers Award



Col Mary Feik Achievement Ribbon



GAF Henry H. "Hap" Arnold Achievement Ribbon



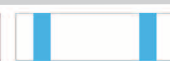
Maj Gen John F. Curry Achievement Ribbon



Air Force Association Award to Unit Cadet of the Year



Air Force Sergeants' Association Award to Cadet NCO of the Year



Veterans of Foreign Wars Award to Cadet Officer of the Year



Veterans of Foreign Wars Award to Cadet NCO of the Year



Red Service Award



Rescue "Find" Ribbon



Air Search and Rescue Ribbon



Disaster Relief Ribbon



Community Service Ribbon



International Air Cadet Exchange Ribbon



National Cadet Drill Team Competition Ribbon



National Cadet Color Guard Competition Ribbon



Cadet Advisory Council Ribbon (solid white in color)



Cadet Special Activities Ribbon



Encampment Ribbon



Cadet Recruiter Ribbon

{ JROTC }
Junior ROTC Ribbons (designs vary)

ANNUAL CADET AWARDS

Listed below are some of the annual awards available to cadets. Award criteria is often flexible; also indicated is each award's suggested niche.

See GoCivilAirPatrol.com/SpecialCadetAwards for more info.

CAP Cadet of the Year

Best cadet overall, total membership duration

Air Force Association Award to Outstanding Cadets

Cadet at any level performs in superior manner

VFW Award to Outstanding Cadet Officers

Cadet officer lauded for leadership performance

VFW Award to Outstanding Cadet NCOs

Excellence from a younger cadet NCO

Air Force Sergeants' Association Award to Outstanding Cadet NCOs

Best overall cadet NCO, total membership duration

CAP Cadet of the Month Award(s)

Outstanding performance by a cadet airman or NCO during the preceding month